

**vicino a te**  
I N O G N I A M B I E N T E

**scaffale a 6 ripiani cubici**

**MANUALE DI ISTRUZIONI**

Prima di utilizzare il vostro prodotto, leggere attentamente le istruzioni contenute in questo manuale.

**6 cube shelf**

**INSTRUCTION MANUAL**

Before using your product, read the instructions contained in this manual carefully.

**poličnik z 6 predeli**

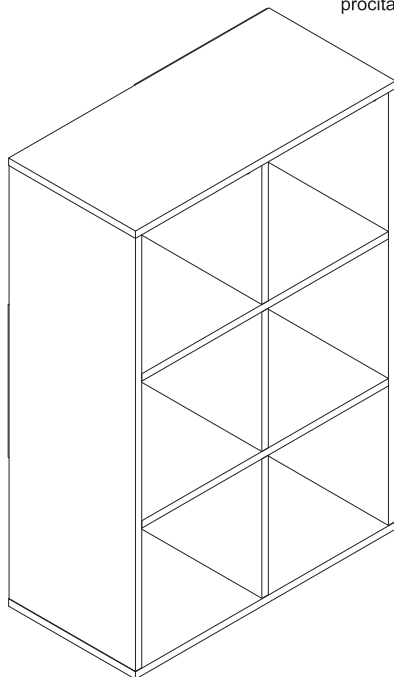
**NAVODILA ZA UPORABO**

Pred uporabo izdelka pazno preberite navodila v priložnem priročniku.

**police 6 kocaka**

**PRIRUČNIK S UPUTAMA**

Prije upotrebe proizvoda, pažljivo pročitatje upute sadržane u ovom priručniku.



ITEM NO. 169668.01

04-2022

SPINSERVICE S.r.l.

Via Campalto, 3/D - 37036

San Martino B.A. (VR) Italia / Italy / Italija

[www.eurospin.it](http://www.eurospin.it)

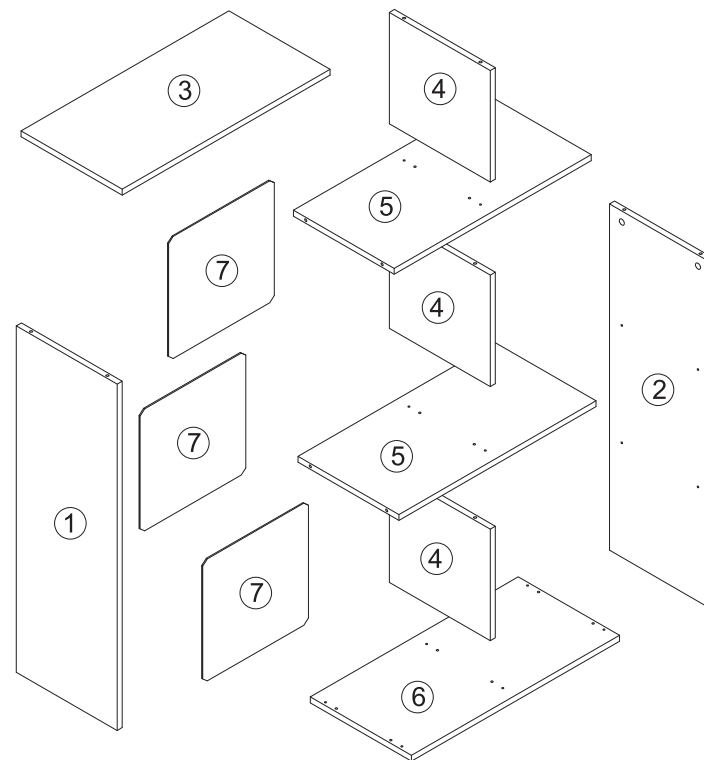
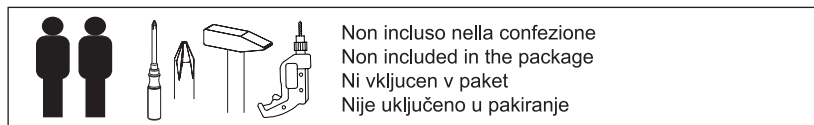
MADE IN CHINA / ZEMLJA PORJUEKLA: Kina

Leggere e conservare / Read and keep for future reference /

Preberite in shranite / Pročitati i sačuvati.



1



A x 18



B x 18



C x 10



D x 10



E x 1



F x 1



G x 1



H x 1



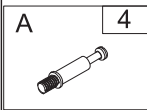
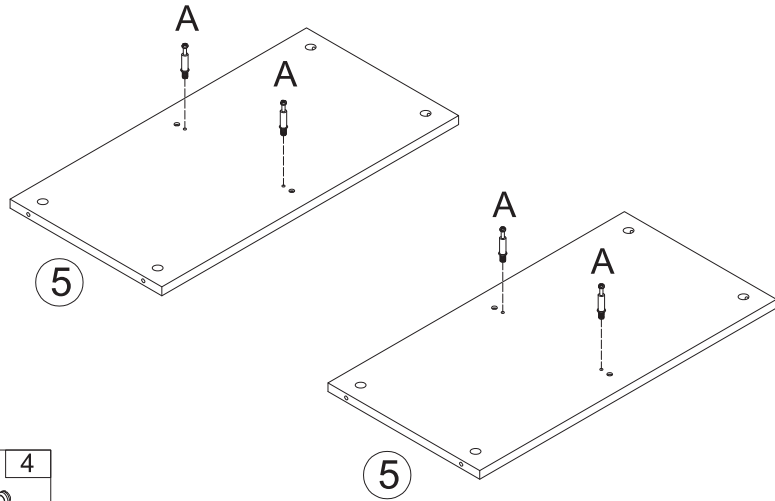
I x 24



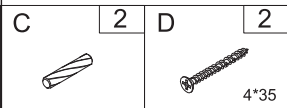
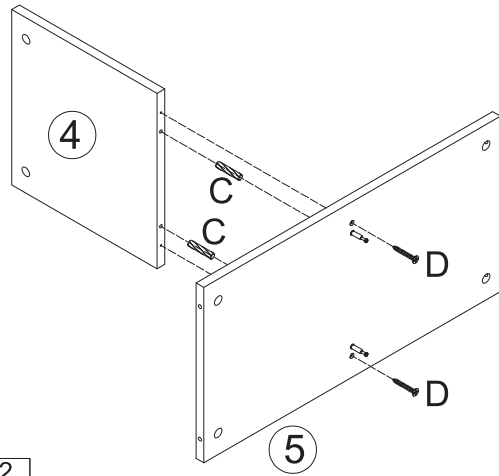
J x 18

2

1

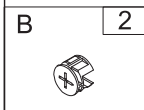
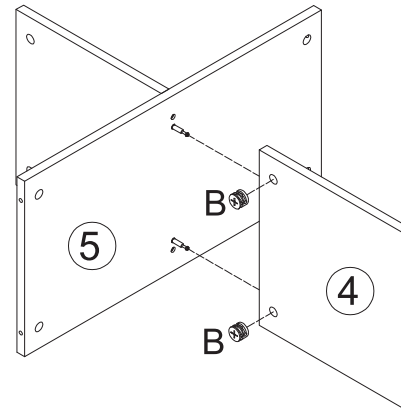


2

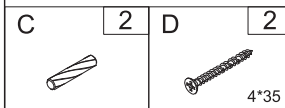
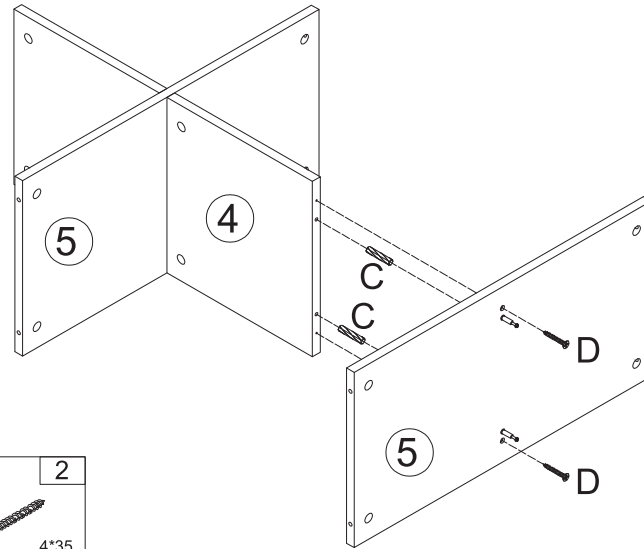


3

3

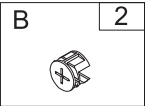
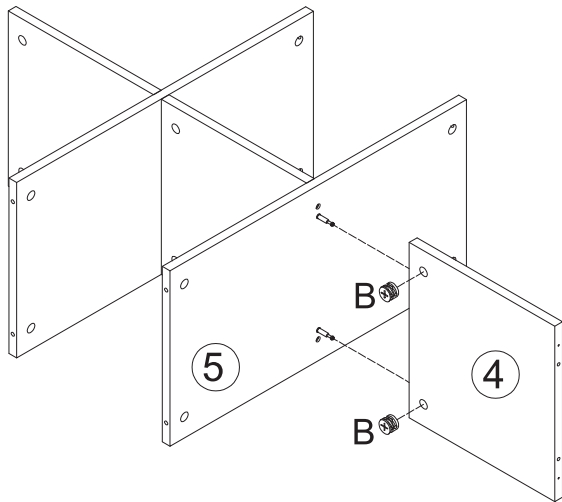


4

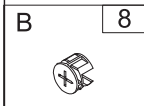
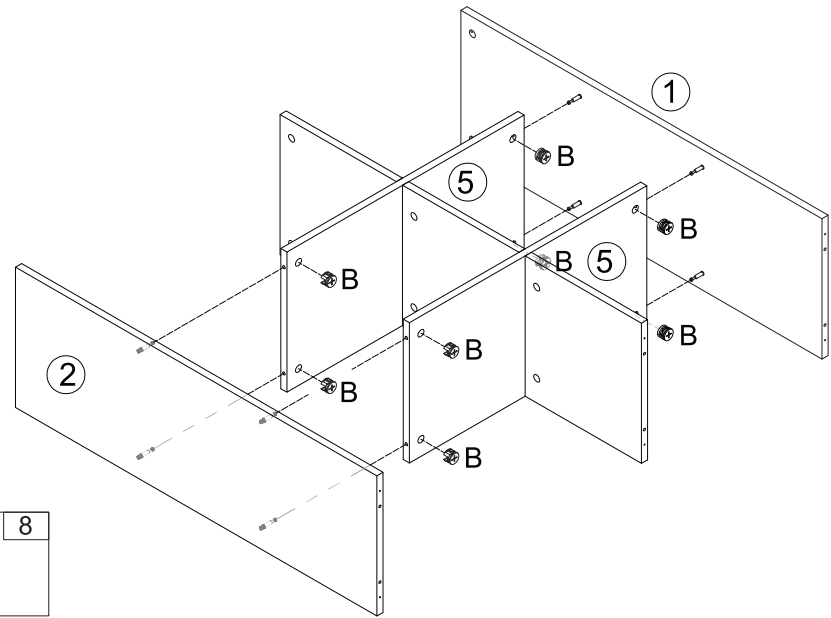


4

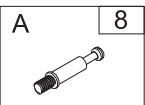
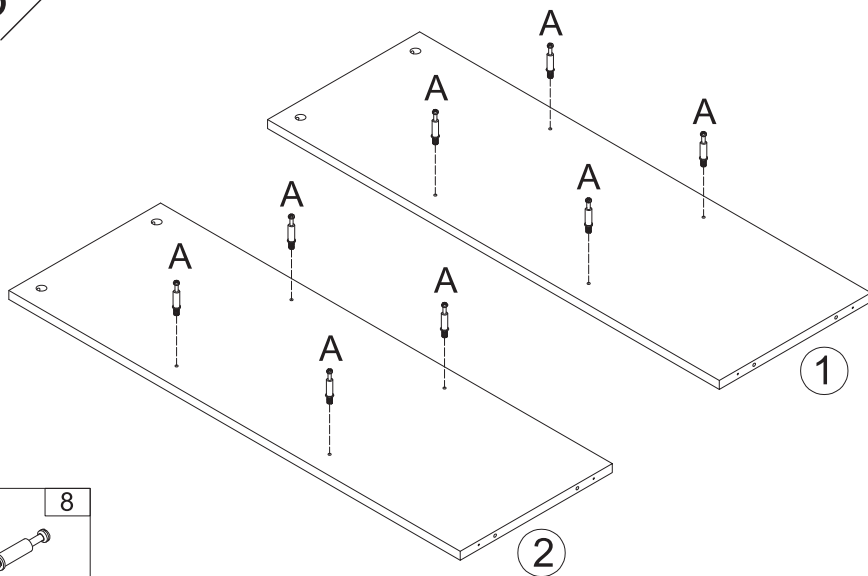
5



7

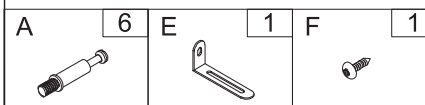
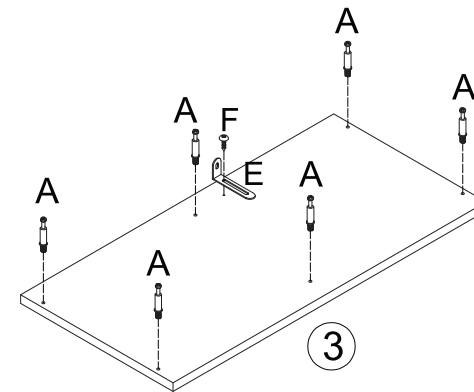


6



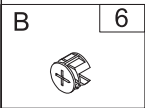
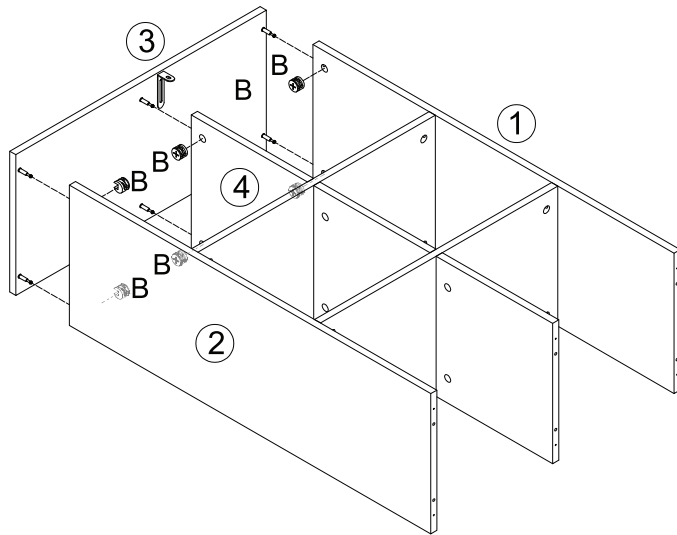
5

8

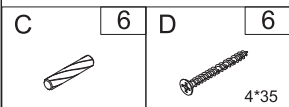
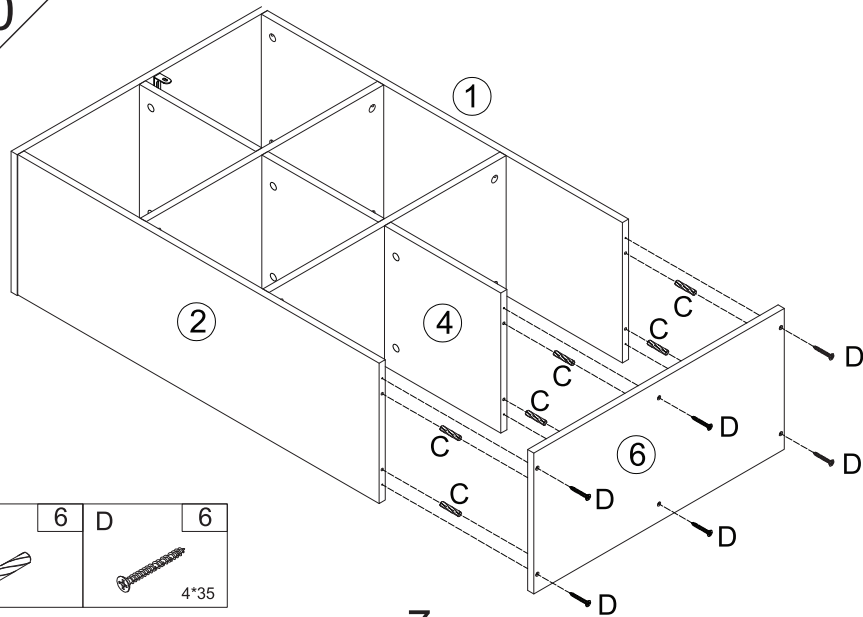


6

9

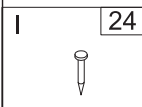
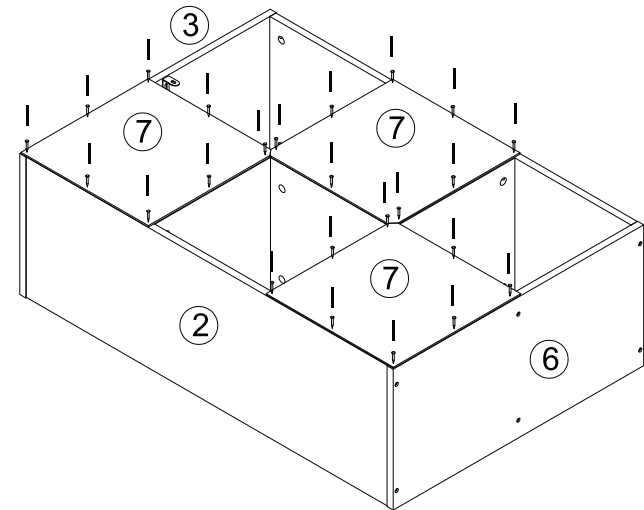


10



7

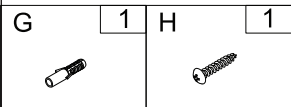
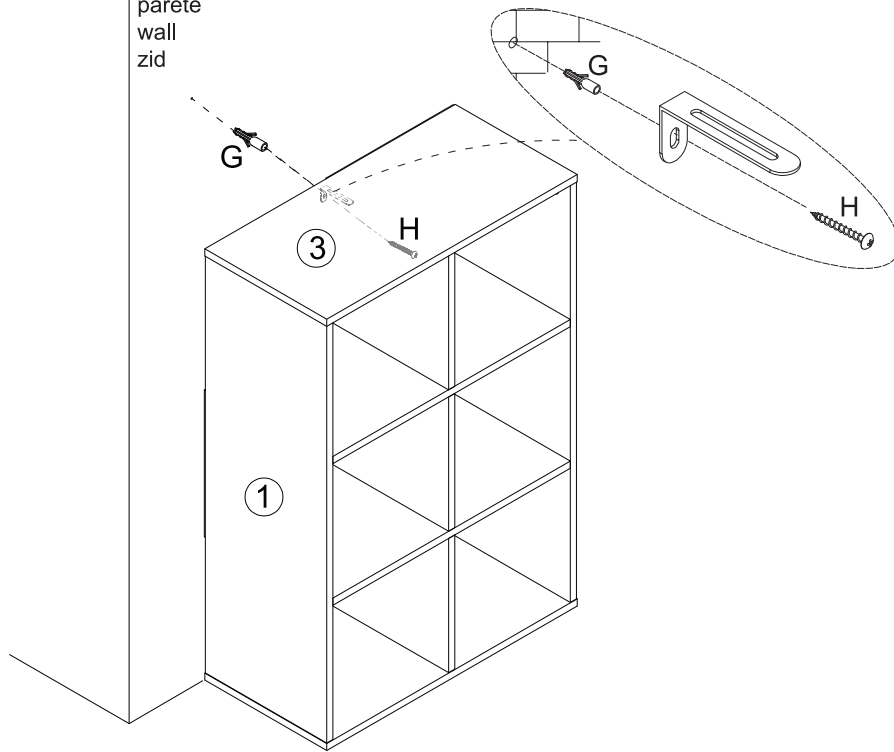
11



8

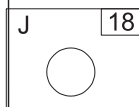
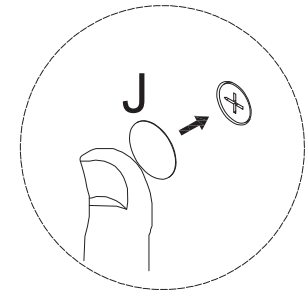
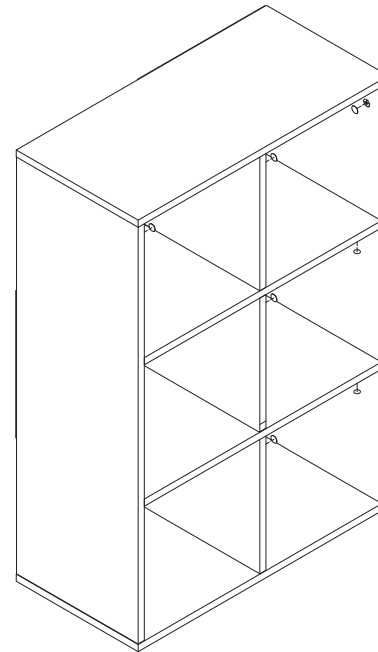
12

parete  
wall  
zid



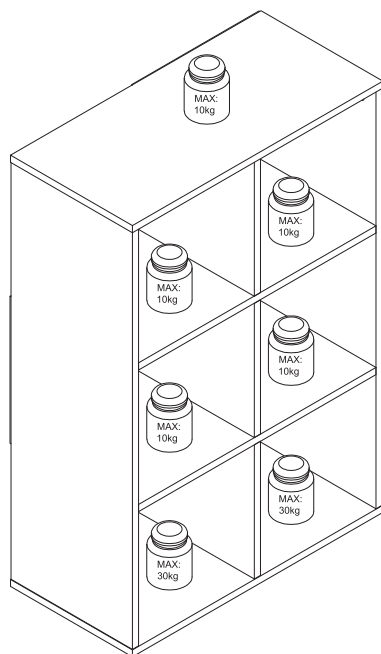
9

13



10

Massima capacità di carico:  
Maximum loading weight:  
Največja nosilnost:  
Maximális terhelhetőség:



Per prevenire il ribaltamento del prodotto, usare i dispositivi di fissaggio a muro forniti. Non serrare le viti finché il prodotto non è completamente assemblato. Per la pulizia utilizzare un panno inumidito; asciugare poi con un panno asciutto. Non utilizzare spugne abrasive e detergenti aggressivi. **AVVERTENZA** Valutare l'idoneità della parete per accertarsi che i dispositivi di fissaggio reggano le forze generate. L'installazione deve essere eseguita seguendo scrupolosamente le istruzioni del produttore. In caso contrario, sussistono rischi per la sicurezza derivanti da una scorretta installazione. Scegliere dispositivi di fissaggio appropriati alla tipologia della parete.

In order to prevent overturning this product must be used with the wall attachment device provided. Do not tighten the screws until the product is fully assembled. When cleaning, use a damp cloth; then dry with a dry cloth. Do not use abrasive sponges or aggressive cleaning agents.

**WARNING** Assess the suitability of the wall to ensure that the fastening devices will withstand the forces generated. Installation shall be carried out exactly according to the manufacturer's instructions. Otherwise a safety risk can occur if incorrectly installed. Choose appropriate fasteners necessary to be suitable for different wall surface.

Da bi se izognili prevrnitvi izdelka, je le-tega potrebno uporabljati s priloženim elementom za pritrditev na steno. Ne zatisnite vijakov, dokler ni enota v celoti sestavljena. Za čiščenje, raba a vlažen sukno; nato obrišite s suho krpo. Ne uporabljajte agresivnih cistil in detergentov. **OPOZORILO** Preverite ustreznost stene in se prepričajte, da so elementi za pritrditev sposobni vzdržati silo. Namestitev je potrebno izvesti ob doslednem upoštevanju navodil proizvajalca. V nasprotnem primeru je lahko varnost ogrožena zaradi nepravilne namestitve. Izberite elemente za pritrditev, ki so primerni za vrsto stene.

Kako bi se spriječilo prevrtanje, ovaj proizvod se mora koristiti s priloženim zidnim priključnim uređajem. Nemojte pritezati vijke sve dok se proizvod potpuno ne sastavi. Za čišćenje koristite vlažnu krpu; zatim osušite suhom krpom. Nemojte koristiti abrazivne spužve i agresivne deterđente.

**UPOZORENJE** Procijenite prikladnost zida kako biste se uvjerali da uređaji za pricvršćivanje podnijeti nastale sile. Instalacija se mora izvoditi točno prema uputama proizvođača. U suprotnom se može pojaviti sigurnosni rizik ako se nepravilno instalira. Odaberite odgovarajući pricvršćni element koji je potreban za različite zidne površine.